



Q2 2025-26

Overview of statistics for the Hertfordshire CCTV
Partnership Control Room Operations

For the Members of the Partnership

Stevenage, North Herts, East Herts and
Hertsmere Councils



HERTFORDSHIRE
CCTV



All Reported CCTV Incidents are given a Category

Each Category can be used on its own, however some categories have Subcategories to differentiate between certain areas that may need to be reported on separately

In the next slide shows all the Categories and their subsequent Subcategories that are associated with them

Category	Subcategory
Abduction	
Alarm Activation	
	Intruder Alarm
	Personal Attack
	Monitored site
Anti Social Behaviour	
	Drunken Behaviour
	Public Order
	Affray
	Begging
	Indecency
	Littering
	Nuisance
	Disorder
Arson/Fire	
Assault	
	Rape
	Sexual Assault
	ABH
	GBH
	Robbery
Bomb Threat/Suspect Package	

Category	Subcategory
Breach	
	Bail
	Court Order
	Curfew
	CPN
	CBO
Burglary	
	Ram Raid
Concern for Welfare	
	Missing Persons
	Injury
	Mental Health
COVID19 Related	
Criminal Damage	
Deceased	
	Murder
	Sudden Death
	Suicide
Deception/Fraud	
	Banking Protocol
	Extortion
Domestic	
	Assault
	Anti-social
Drug Related	

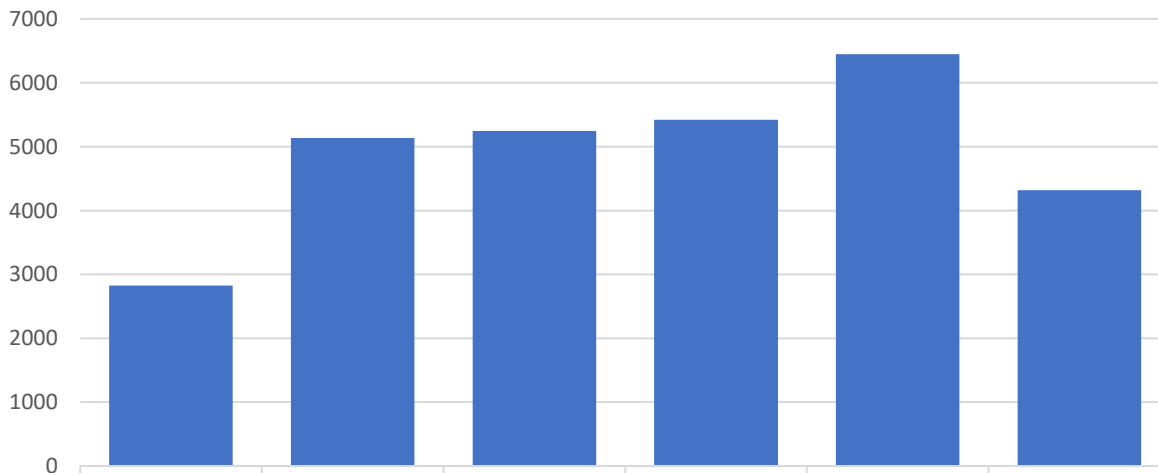
Category	Subcategory
Emergency Incident	
	East Herts Emergency Plan
Environmental	
	Flooding
	Damage
Fly Tipping	
Hate Crime	
	Race Related
Immigration	
Lone Worker	
	East Herts Lone Worker
Other	
Police Request	
	Operation
	RIPA
	False/abandoned 999
	Warrant or wanted
Post Event Viewing	
	Download for Police
	Download for Authority
	Public Viewing Request
Suspicious Activity	

Category	Subcategory
Theft	
	Handing Stolen Property
	Shoplifting
	Purse Dipping
Traffic Incident	
	RTC
	Broken Down Vehicle
Unauthorised Access (Trespass)	
Vehicle	
	Stolen
	Theft From
	Damage
	DUI
	ANPR activation
	No Insurance
Weapon	
	Firearms
	Knife
	Bat/Bar

Control Room Total Incident Data 2025/26

- The CCTV Control Room Recorded 6276 incidents in the year 2024/25
- This was an increase from 5707 incidents in 2023-24 and an increase from 4965 the year before
- As of Q2 2025-26 the control room has recorded 2876 Incidents

Year 2020	Year 2021	Year 2022	Year 2023	Year 2024	Year 2025
2825	5136	5245	5422	6450	4318



Series1	Year 2020	Year 2021	Year 2022	Year 2023	Year 2024	Year 2025
Series1	2825	5136	5245	5422	6450	4318

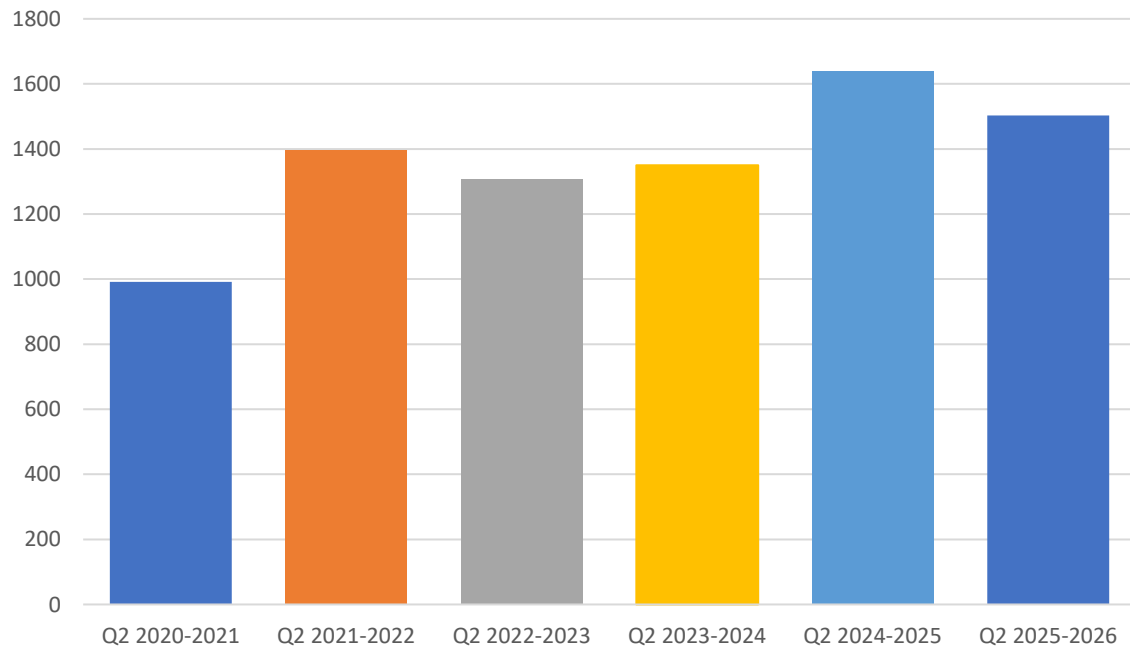
Series1

Month	Year 2020	Year 2021	Year 2022	Year 2023	Year 2024	Year 2025
January	0	228	665	384	549	536
February	137	282	450	455	476	487
March	297	408	496	492	591	419
April	165	395	401	455	498	439
May	213	418	464	383	533	483
June	191	460	486	451	520	451
July	348	481	367	449	600	538
August	360	447	352	453	538	484
September	284	468	588	448	503	481
October	290	588	394	407	599	
November	263	530	262	494	534	
December	277	431	320	551	509	

Control Room Total Incident Data Q2 2025-26

- The CCTV Control Room recorded 1503 Incidents in Q2 2025-26 Relating to CCTV
- This was a decrease from 1641 incidents in Q2 2024-25 and an increase from 1350 the year before

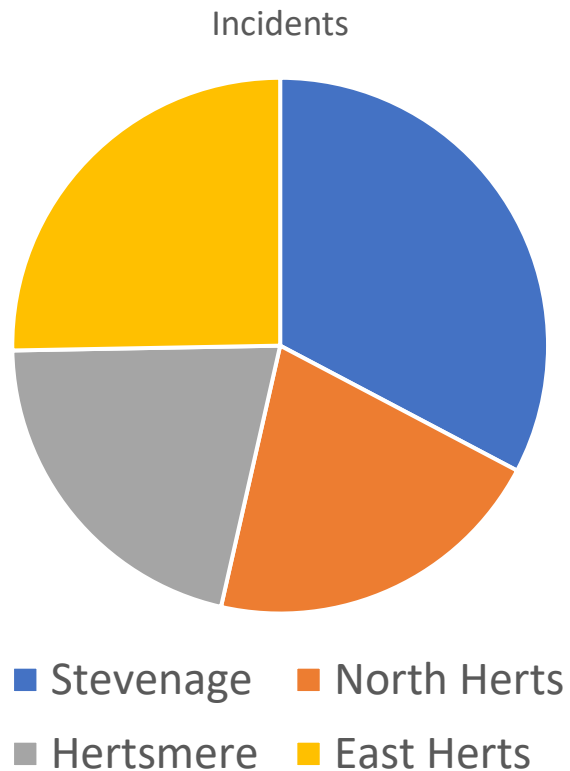
Q2 Total Incidents



Q2 2020-2021	Q2 2021-2022	Q2 2022-2023	Q2 2023-2024	Q2 2024-2025	Q2 2025-2026
992	1396	1307	1350	1641	1503

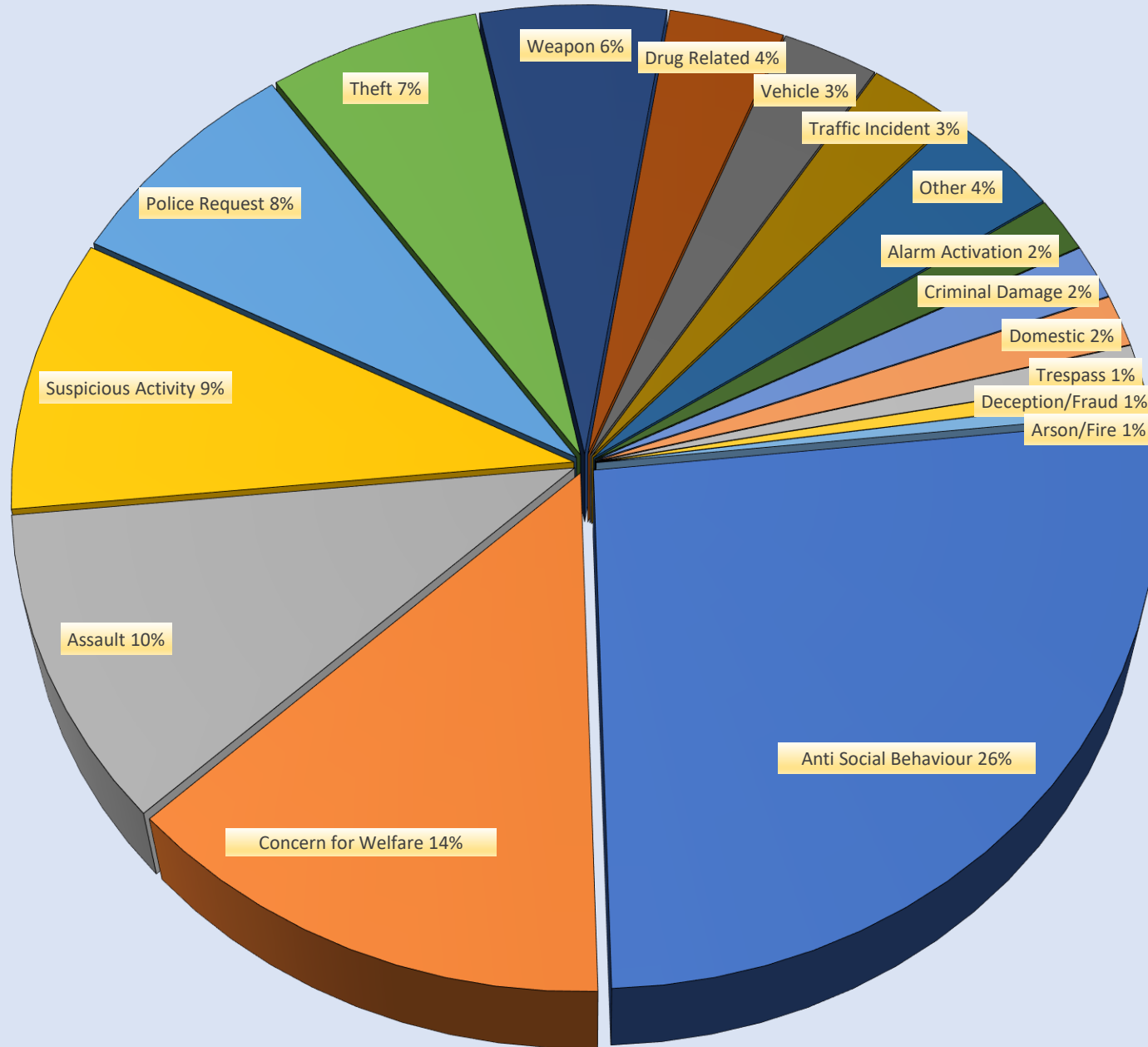
Incident Statistics By Partner

Q2 2025-2026



Partner	Incidents
North Herts	182
East Herts	221
Hertsmere	185
Stevenage	286

Incident Category Split All Partners Q2 2025 - 2026

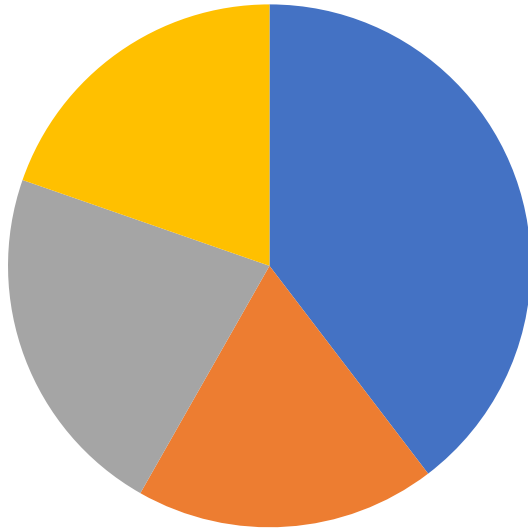


- Anti Social Behaviour
- Concern for Welfare
- Assault
- Suspicious Activity
- Police Request
- Theft
- Weapon
- Drug Related
- Vehicle
- Traffic Incident
- Other
- Alarm Activation
- Criminal Damage
- Domestic
- Trespass
- Deception/Fraud
- Arson/Fire

Footage Request Data

- The CCTV Control Room recorded a total of 371 footage requests for the CCTV Partners cameras in Quarter 2 of 2025-26

Footage requests



■ Stevenage ■ North Herts
■ Hertsmere ■ East Herts

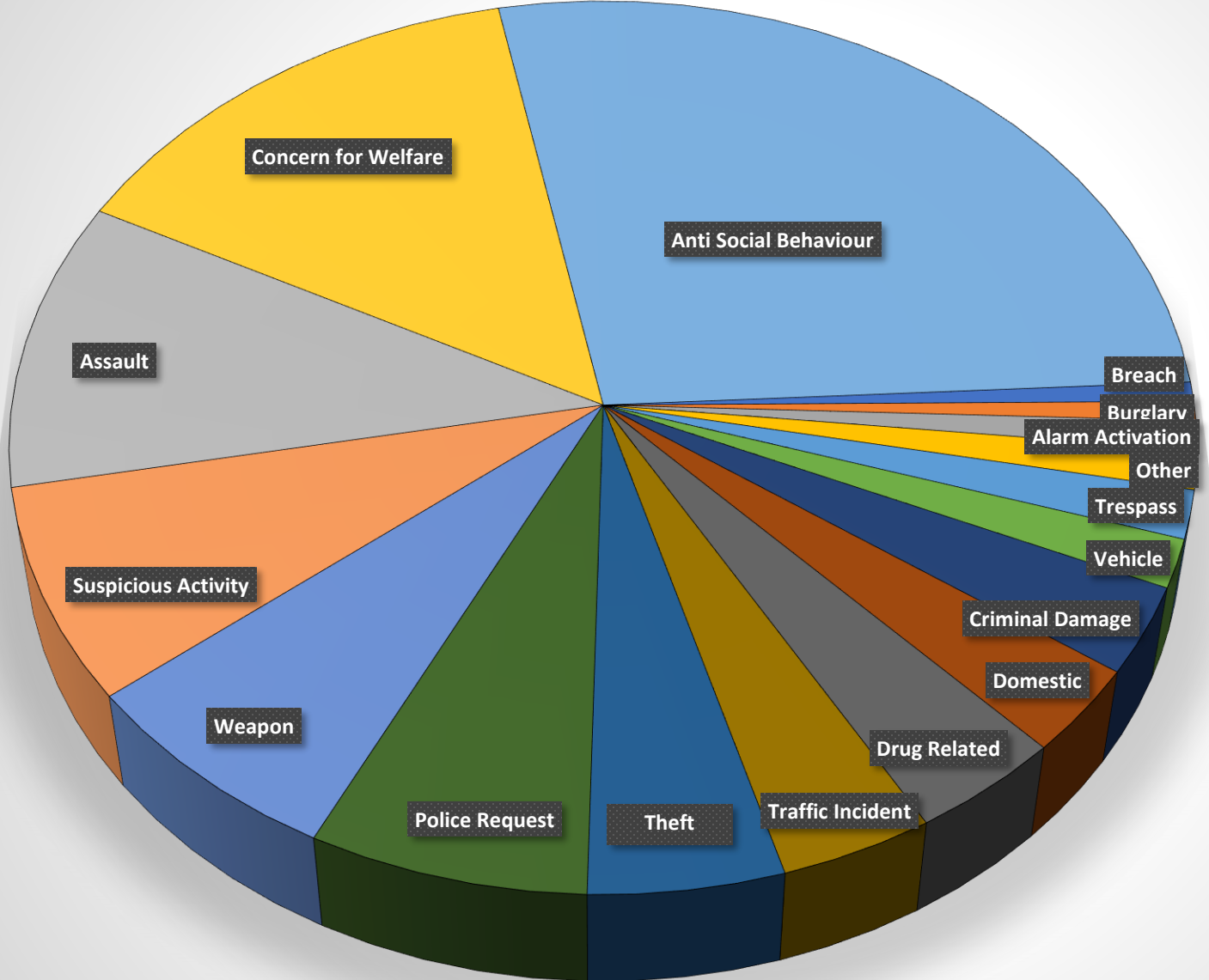
Partner	Footage Requests
North Herts	69
East Herts	73
Hertsmere	82
Stevenage	147

Stevenage Incidents Q2 2025-2026

- **All Stats relate to incidents in Stevenage including**
 - Town Centre
 - Neighbourhood Centres
 - Old Town
 - Residential Blocks

Category Name	No. of Incidents
Breach	2
Burglary	2
Alarm Activation	3
Other	4
Trespass	5
Vehicle	5
Criminal Damage	9
Domestic	9
Drug Related	11
Traffic Incident	11
Theft	14
Police Request	20
Weapon	20
Suspicious Activity	22
Assault	30
Concern for Welfare	41
Anti Social Behaviour	78

Stevenage Incident Categories Q2 2025-2026



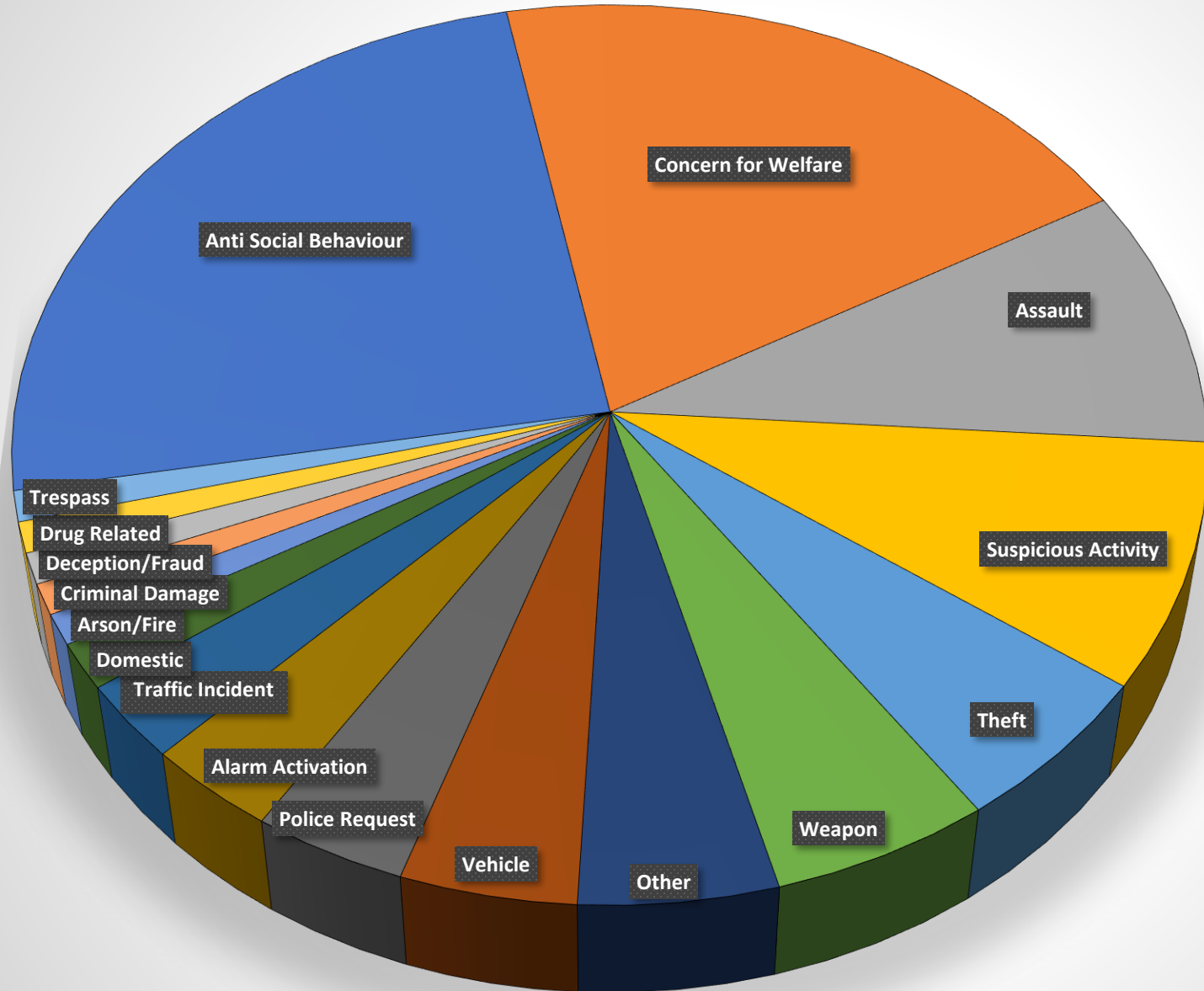
- Breach
- Burglary
- Alarm Activation
- Other
- Trespass
- Vehicle
- Criminal Damage
- Domestic
- Drug Related
- Traffic Incident
- Theft
- Police Request
- Weapon
- Suspicious Activity
- Assault
- Concern for Welfare
- Anti Social Behaviour

North Herts Incidents Q2 2025-2026

- **All Stats relate to incidents in the towns of:**
- Hitchin
- Letchworth
- Baldock
- Royston
- Knebworth

Category Name	No. of Incidents
Anti Social Behaviour	45
Concern for Welfare	36
Assault	17
Suspicious Activity	16
Theft	10
Weapon	10
Other	9
Vehicle	8
Police Request	7
Alarm Activation	6
Traffic Incident	5
Domestic	3
Arson/Fire	2
Criminal Damage	2
Deception/Fraud	2
Drug Related	2
Trespass	2

North Herts Incident Categories Q2 2025-2026



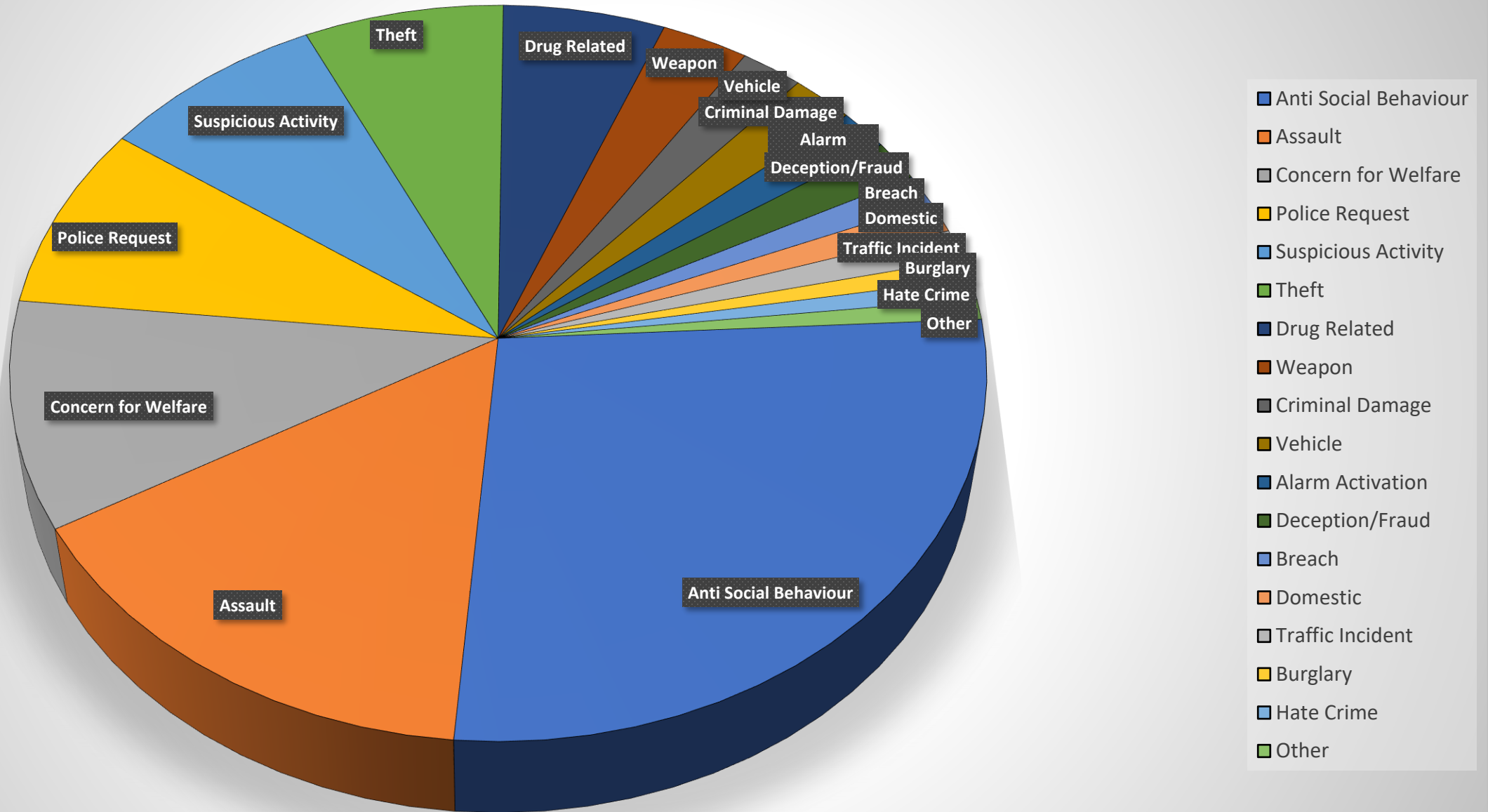
- Anti Social Behaviour
- Concern for Welfare
- Assault
- Suspicious Activity
- Theft
- Weapon
- Other
- Vehicle
- Police Request
- Alarm Activation
- Traffic Incident
- Domestic
- Arson/Fire
- Criminal Damage
- Deception/Fraud
- Drug Related
- Trespass

East Herts Incidents Q2 2025-2026

- **All Stats relate to incidents in the towns of:**
- Hertford
- Ware
- Bishops Stortford
- Stanstead Abbots

Category Name	No. of Incidents
Anti Social Behaviour	60
Assault	34
Concern for Welfare	22
Police Request	18
Suspicious Activity	18
Theft	16
Drug Related	13
Weapon	7
Criminal Damage	5
Vehicle	5
Alarm Activation	4
Deception/Fraud	4
Breach	3
Domestic	3
Traffic Incident	3
Burglary	2
Hate Crime	2
Other	2

East Herts Incident Categories Q2 2025-2026

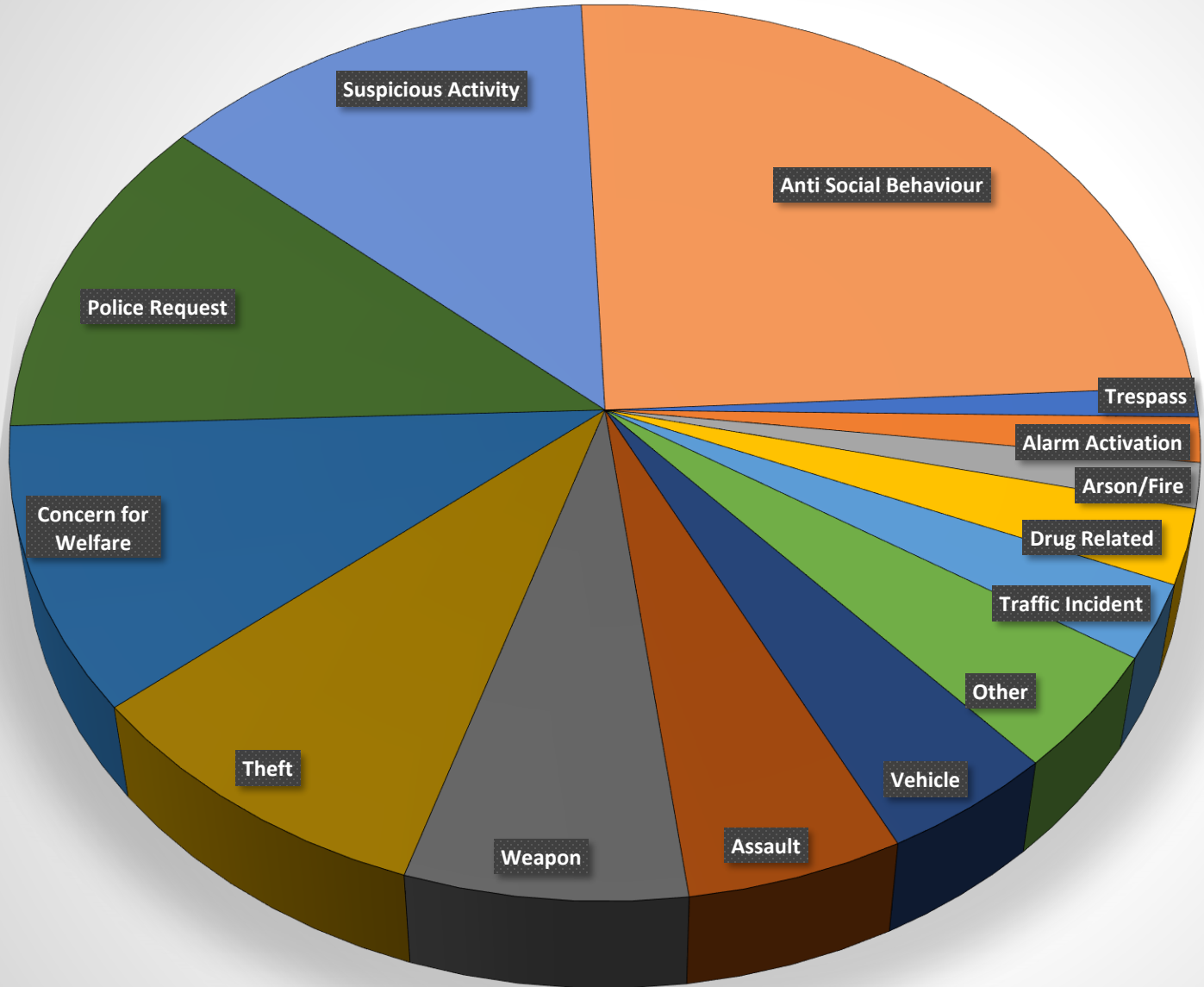


Hertsmere Incidents Q2 2025-2026

- **All Stats relate to incidents in the towns of:**
 - Borehamwood
 - Bushey
 - Potters Bar

Category Name	No. of Incidents
Trespass	2
Alarm Activation	3
Arson/Fire	3
Drug Related	5
Traffic Incident	5
Other	8
Vehicle	8
Assault	10
Weapon	13
Theft	17
Concern for Welfare	19
Police Request	22
Suspicious Activity	24
Anti Social Behaviour	46

Hertsmere Incident Categories Q2 2025-2026



- Trespass
- Alarm Activation
- Arson/Fire
- Drug Related
- Traffic Incident
- Other
- Vehicle
- Assault
- Weapon
- Theft
- Concern for Welfare
- Police Request
- Suspicious Activity
- Anti Social Behaviour

Call Sources

The CCTV Control Room incidents come from a number of different sources as explained in this slide

Controller: the CCTV Controller has monitored this incident pro-actively

Police Airwaves: A call via the Police Airwaves Radio to the control room

Police Control: The Police Control Room Operator has called the CCTV Control Room via the telephone

Town Link: A call from a member of the Town Link or Pub Link Radio Scheme in the respective town.

Partnership Incidents by Call Source Q2 2025-2026

Source	Count
Controller	123
Police Airwaves	607
Police Control	63
Town Link	91

